

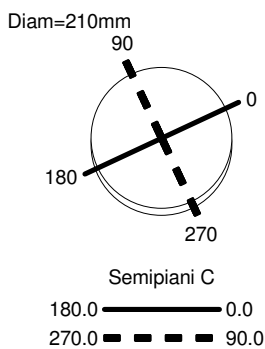
Luminaire

Code 0351030A
Name ORSA 21 S NERO

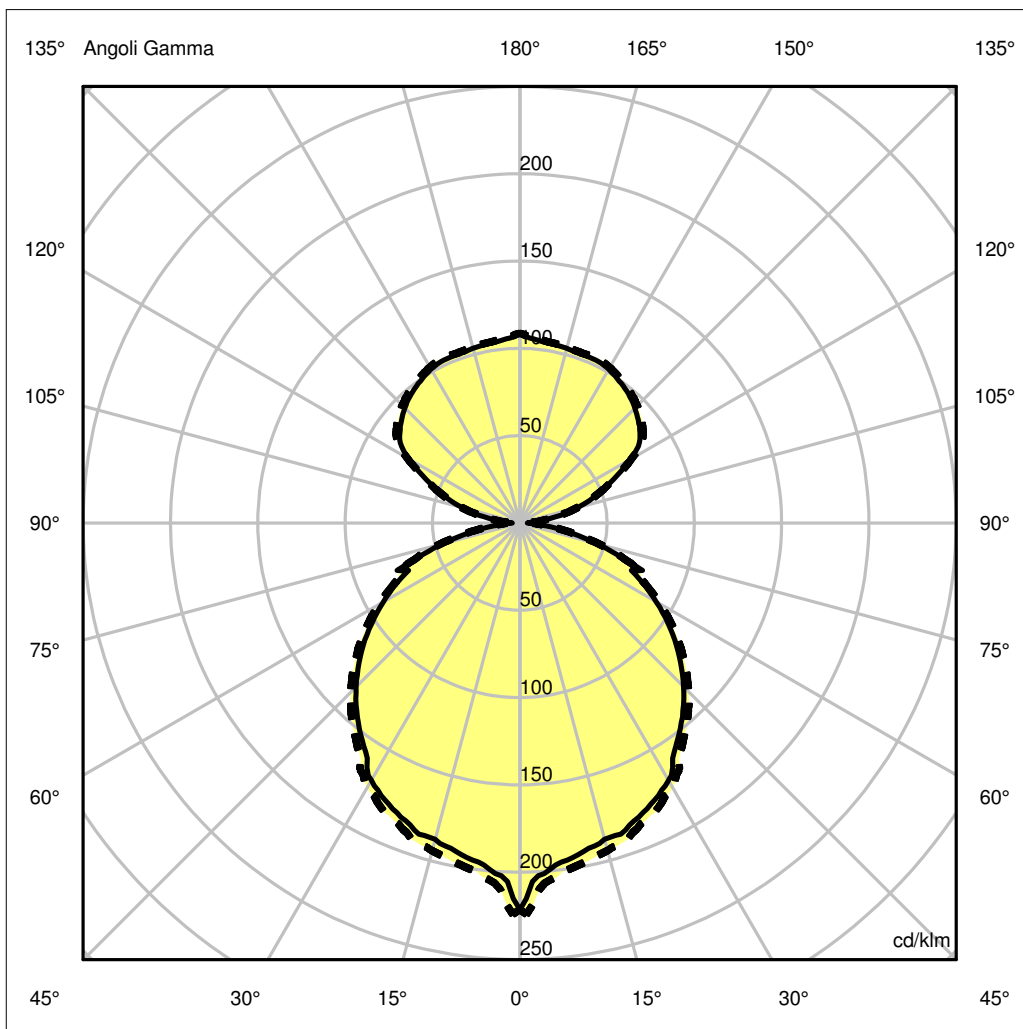
Measurem.

Code FTS1700547
Name ORSA 21 S NERO

Luminaire Flux	562.00 lm	Luminaire Power	8.50 W	Efficacy	66.12 lm/W	Efficiency	100.00%
Lamps Flux	562.00 lm	Maximum value	224.16 cd/klm	Position	C=90.00 G=1.00	CG	Double Symmetrical
Round Luminaire Round Luminous Area	Diam. 210 mm Diam. 210 mm	Height	50 mm	Height	50 mm		
Horizontal Luminous Area Emitting area on Plane 0° Emitting area on Plane 90°	0.034636 m2 0.010500 m2 0.010500 m2	Emitting area on Plane 180° Emitting area on Plane 270° Glare area at 76°				0.010500 m2 0.010500 m2 0.018567 m2	
Coordinate system	CG	Symmetry Type				Double Symmetrical	
Date	15-06-2017	Maximum Gamma Angle				180	
Measurement Distance	0.00	Measurement Flux				562.00 lm	
LED Flux=604,3lm LED Power=6,4W Eff=93% EfcLed=94lm/W EfcLum=66lm/W Ra=90 SDCM=2 L90(6K)=50000h							
C.I.E.	45 76 94 59 100	D DIN 5040		C31			
F UTE	0.59 E + 0.41 T	B NBN		BZ 5			



ULOR 40.67 %
DLOR 59.33 %
RN 40.67 %



Luminaire

Code 0351030A
Name ORSA 21 S NERO

Measurerm.

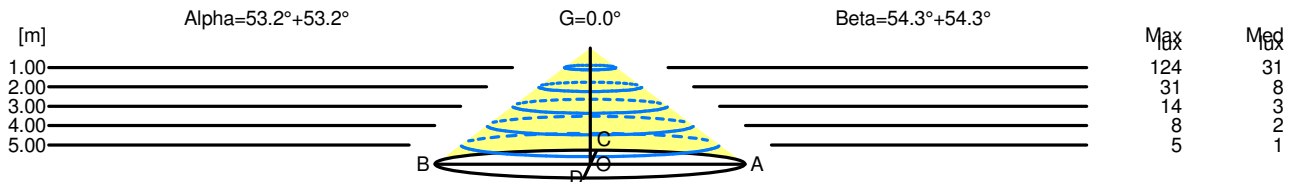
Code FTS1700547
Name ORSA 21 S NERO

Luminaire Flux	562.00 lm	Luminaire Power	8.50 W	Efficacy	66.12 lm/W	Efficiency	100.00%
Lamps Flux	562.00 lm	Maximum value	224.16 cd/klm	Position	C=90.00 G=1.00	CG	Double Symmetrical
Round Luminaire		Diam.	210 mm	Height	50 mm		
Round Luminous Area		Diam.	210 mm	Height	50 mm		
Horizontal Luminous Area		0.034636 m ²		Emitting area on Plane 180°		0.010500 m ²	
Emitting area on Plane 0°		0.010500 m ²		Emitting area on Plane 270°		0.010500 m ²	
Emitting area on Plane 90°		0.010500 m ²		Glare area at 76°		0.018567 m ²	
Coordinate system		CG		Symmetry Type		Double Symmetrical	
Date		15-06-2017		Maximum Gamma Angle		180	
Measurement Distance		0.00		Measurement Flux		562.00 lm	
LED Flux=604,3lm LED Power=6,4W Eff=93% EfcLed=94lm/W EfcLum=66lm/W Ra=90 SDCM=2 L90(6K)=50000h							
C.I.E.	45 76 94 59 100			D DIN 5040		C31	
F UTE	0.59 E + 0.41 T			B NBN		BZ 5	

Width at 50.00 % of Max Intensity

H[m]	1.00	2.00	3.00	4.00	5.00	H[m]	1.00	2.00	3.00	4.00	5.00
OA	1.33	2.67	4.00	5.34	6.67	OC	1.39	2.78	4.17	5.56	6.95
OB	1.33	2.67	4.00	5.34	6.67	OD	1.39	2.78	4.17	5.56	6.95

	Luminous Intensities [cd/klm]									
	0	5	15	25	35	45	55	65	75	85
OA	124.46	111.90	105.29	99.77	87.60	74.50	59.20	42.49	25.95	7.28
OB	124.46	111.90	105.29	99.77	87.60	74.50	59.20	42.49	25.95	7.28
OC	124.46	115.13	109.22	102.84	90.09	77.03	60.90	43.33	27.15	7.71
OD	124.46	115.13	109.22	102.84	90.09	77.03	60.90	43.33	27.15	7.71



H[m]	D[m]	Max lux	Med lux	Alpha=53.2°+53.2°	G=0.0
1.00	2.67	124	31		
2.00	5.34	31	8		
3.00	8.01	14	3		
4.00	10.68	8	2		
5.00	13.35	5	1		

H[m]	D[m]	Max lux	Med lux	Beta=54.3°+54.3°	G=0.0
1.00	2.78	124	31		
2.00	5.56	31	8		
3.00	8.34	14	3		
4.00	11.12	8	2		
5.00	13.90	5	1		