

Luminaire

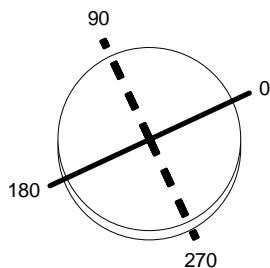
Code 0720010A
Name MELAMPO PARETE SENZA INTERR.

Measurerm.

Code FTS0002545
Name MELAMPO PARETE SENZA INTERR.

Luminaire Flux	467.86 lm	Luminaire Power	42.00 W	Efficacy	11.14 lm/W	Efficiency	74.26%
Lamps Flux	630.00 lm	Maximum value	141.84 cd/klm	Position	C=0.00 G=15.00	CG	Sym. on planes 0-180
Round Luminaire		Diam.	185 mm	Height	220 mm		
Round Luminous Area		Diam.	185 mm	Height	220 mm		
Horizontal Luminous Area		0.026880 m2		Emitting area on Plane 180°		0.040700 m2	
Emitting area on Plane 0°		0.040700 m2		Emitting area on Plane 270°		0.040700 m2	
Emitting area on Plane 90°		0.040700 m2		Glare area at 76°		0.045994 m2	
Coordinate system		CG		Symmetry Type		Sym. on planes 0-180	
Date		19-06-2011		Maximum Gamma Angle		180	
Measurement Distance		0.00		Measurement Flux		630.00 lm	
64543 B ECO							
C.I.E.	37 67 89 68 74			D DIN 5040	B21		
F UTE	0.50 G + 0.24 T			B NBN	BZ 6		

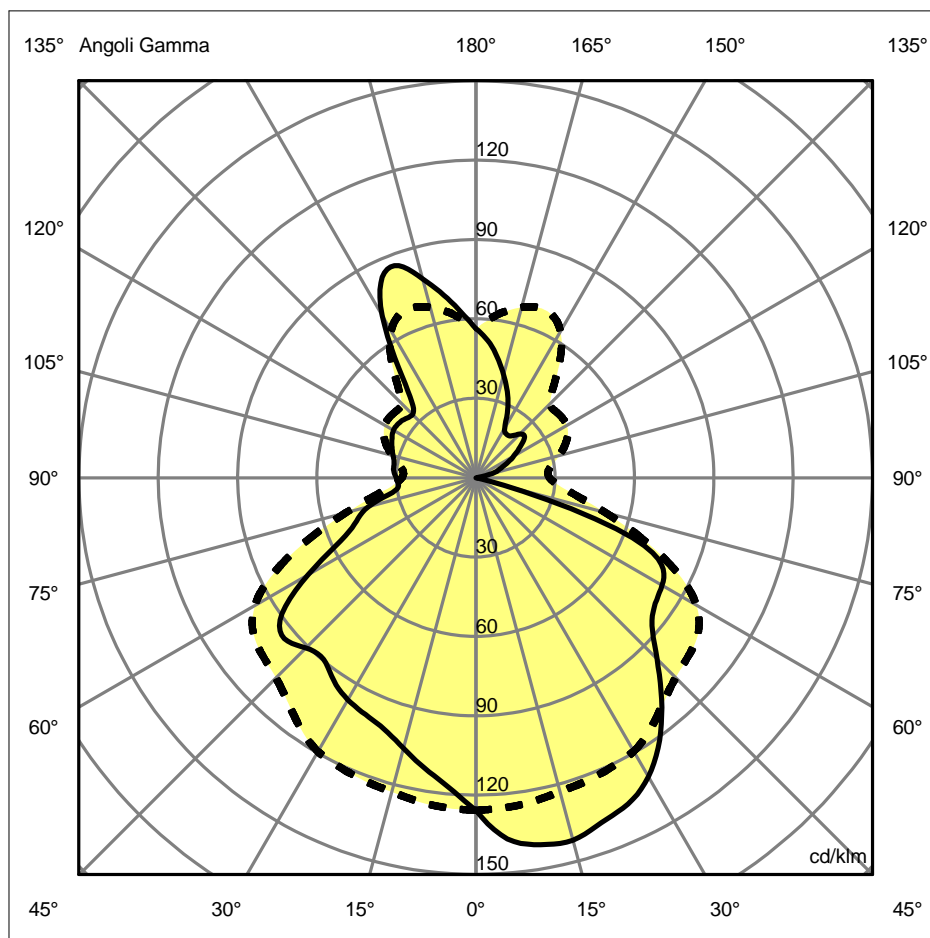
Diam=185mm



Semipiani C

180.0 ——— 0.0
270.0 - - - - 90.0

ULOR 23.95 %
DLOR 50.31 %
RN 32.26 %



Luminaire

Code 0720010A
Name MELAMPO PARETE SENZA INTERR.

Measurment.

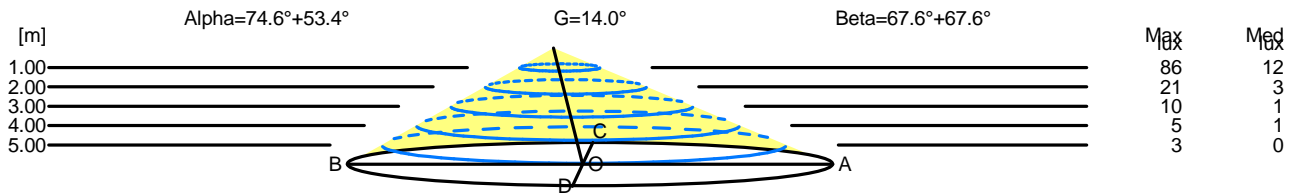
Code FTS0002545
Name MELAMPO PARETE SENZA INTERR.

Luminaire Flux	467.86 lm	Luminaire Power	42.00 W	Efficacy	11.14 lm/W	Efficiency	74.26%
Lamps Flux	630.00 lm	Maximum value	141.84 cd/klm	Position	C=0.00 G=15.00	CG Sym. on planes 0-180	
Round Luminaire Round Luminous Area		Diam. Diam.	185 mm 185 mm	Height Height	220 mm 220 mm		
Horizontal Luminous Area Emitting area on Plane 0° Emitting area on Plane 90°		0.026880 m2 0.040700 m2 0.040700 m2		Emitting area on Plane 180° Emitting area on Plane 270° Glare area at 76°		0.040700 m2 0.040700 m2 0.045994 m2	
Coordinate system Date Measurement Distance		CG 19-06-2011 0.00		Symmetry Type Maximum Gamma Angle Measurement Flux		Sym. on planes 0-180 180 630.00 lm	
64543 B ECO							
C.I.E. F UTE	37 67 89 68 74 0.50 G + 0.24 T			D DIN 5040 B NBN	B21 BZ 6		

Width at 50.00 % of Max Intensity

H[m]	1.00	2.00	3.00	4.00	5.00	H[m]	1.00	2.00	3.00	4.00	5.00
OA	2.15	4.31	6.46	8.62	10.77	OC	2.50	4.99	7.49	9.99	12.49
OB	2.02	4.05	6.07	8.09	10.12	OD	2.50	4.99	7.49	9.99	12.49

	Luminous Intensities [cd/klm]									
	0	5	15	25	35	45	55	65	75	85
OA	79.21	86.30	89.36	85.71	76.27	61.02	52.18	48.72	6.87	0.00
OB	79.21	73.99	66.66	62.21	58.98	57.28	56.33	35.53	26.50	18.47
OC	79.21	78.93	77.45	76.19	72.83	67.34	64.67	52.65	31.75	19.68
OD	79.21	78.93	77.45	76.19	72.83	67.34	64.67	52.65	31.75	19.68



H[m]	D[m]	Max lux	Med lux	Alpha=74.6°+53.4°	G=14.0
1.00	4.18	86	12		
2.00	8.35	21	3		
3.00	12.53	10	1		
4.00	16.71	5	1		
5.00	20.89	3	0		

H[m]	D[m]	Max lux	Med lux	Beta=67.6°+67.6°	G=0.0
1.00	4.99	86	12		
2.00	9.99	21	3		
3.00	14.98	10	1		
4.00	19.98	5	1		
5.00	24.97	3	0		

Luminaire

Code 0720010A
Name MELAMPO PARETE SENZA INTERR.

Measurement

Code FTS0002545
Name MELAMPO PARETE SENZA INTERR.

Luminaire Flux	467.86 lm	Luminaire Power	42.00 W	Efficacy	11.14 lm/W	Efficiency	74.26%
Lamps Flux	630.00 lm	Maximum value	141.84 cd/klm	Position	C=0.00 G=15.00	CG	Sym. on planes 0-180

UGR
S = 0.250

Reflectancies										
Ceiling/Cavity	0.7	0.7	0.5	0.5	0.3	0.7	0.7	0.5	0.5	0.3
Walls	0.5	0.3	0.5	0.3	0.3	0.5	0.3	0.5	0.3	0.3
WorkingPlane	0.2	0.2	0.2	0.2	0.2	0.2	0.2	0.2	0.2	0.2
RoomDimensions	ViewedCrosswise					ViewedEndwise				
x=2H y=2H	10.6	11.7	11.3	12.4	14.2	11.6	12.7	12.3	13.4	14.2
x=2H y=3H	11.9	12.8	12.6	13.6	15.7	13.1	14.1	13.9	14.8	15.7
x=2H y=4H	12.5	13.4	13.2	14.1	16.3	13.7	14.6	14.4	15.3	16.3
x=2H y=6H	13.0	13.8	13.7	14.6	16.6	14.1	14.9	14.9	15.7	16.6
x=2H y=8H	13.1	13.9	13.9	14.7	16.8	14.3	15.1	15.1	15.8	16.8
x=2H y=12H	13.4	14.1	14.1	14.9	17.0	14.4	15.2	15.2	16.0	17.0
x=4H y=2H	11.4	12.2	12.1	13.0	14.7	12.2	13.1	12.9	13.8	14.7
x=4H y=3H	12.8	13.5	13.6	14.3	16.4	13.8	14.6	14.6	15.4	16.4
x=4H y=4H	13.6	14.2	14.4	15.0	17.0	14.5	15.2	15.3	16.0	17.0
x=4H y=6H	14.2	14.8	15.0	15.6	17.5	15.0	15.6	15.9	16.5	17.5
x=4H y=8H	14.4	15.0	15.3	15.8	17.7	15.3	15.8	16.1	16.7	17.7
x=4H y=12H	14.7	15.2	15.5	16.0	17.9	15.5	16.0	16.4	16.9	17.9
x=8H y=4H	13.9	14.4	14.7	15.3	17.2	14.8	15.4	15.7	16.2	17.2
x=8H y=6H	14.7	15.1	15.5	16.0	17.9	15.5	16.0	16.4	16.8	17.9
x=8H y=8H	15.0	15.4	15.9	16.3	18.2	15.9	16.3	16.7	17.1	18.2
x=8H y=12H	15.4	15.8	16.3	16.6	18.5	16.2	16.5	17.1	17.4	18.5
x=12H y=4H	13.9	14.4	14.8	15.3	17.3	14.9	15.3	15.7	16.2	17.3
x=12H y=6H	14.8	15.2	15.7	16.0	18.0	15.6	16.0	16.5	16.9	18.0
x=12H y=8H	15.2	15.5	16.1	16.4	18.4	16.0	16.4	16.9	17.3	18.4